

CÚRAM TRAINING

Cúram Training Paths and Courses

Description

This document contains the Cúram training paths and short descriptions of the courses on each path. In addition, you can request course abstracts, which provide a more detailed breakdown of each course into its constituent lessons and exercises.

Note that some course titles may refer to “IBM”. This legacy term will be incrementally replaced by the new term “Merative”. In addition, the legacy terms “SPM” or “Cúram SPM” will be replaced by “Cúram”. All terms (legacy and new) refer to the current Cúram product and are used interchangeably in this document.

The following Cúram V7 courses were replaced by equivalent courses for V8: CUR072, CUR073, CUR074, CUR075, CUR076, CUR077, CUR094, CUR095 and CUR096. Please contact Cúram Education if you need the V7 versions.

Summary of Changes:

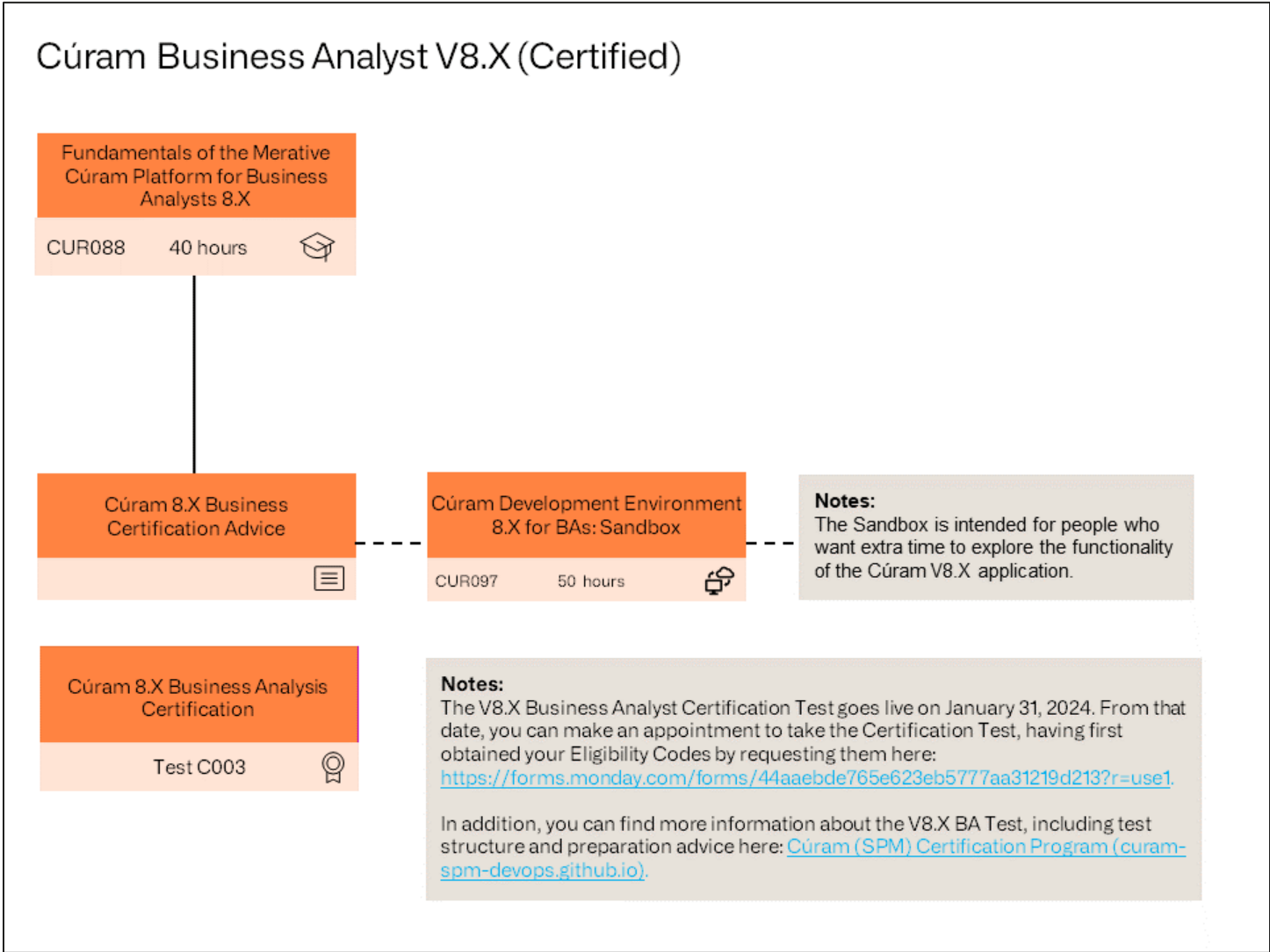
Revision	Date	Created by	Short Description of Changes
1.0	21-Mar-23	Paddy Meyler	Initial release based on ESDC document. Add paths and additional courses.
2.0	1-Jan-24	Paul Grennan & Paddy Meyler	Initial 8.X course paths added. Course outlines were added for CUR088, CUR090, and CUR091.
3.0	1-Feb-24	Paul Grennan & Paddy Meyler	Updated paths with V8 courses and tests.
4.0	25-Sept-24	Paddy Meyler	Removed V7 courses where there is a V8 equivalent.
4.1	30-Nov-24	Marcus Row	CER V8 added, V7 versions removed

Contents

Business Paths	4
Business Analyst V8.X (Certified)	4
Functional User V8.X (Non-Certified)	5
Introduction to Cúram Solution for Child Welfare	6
Technical Paths	7
Technical Fundamentals V8.X	7
V8.X Developer Certification	8
Specialized Developer – Universal Access (Backend)	9
Configuring and Customizing Universal Access (Front End)	10
Other Specialized Paths	11
Courses	13
CUR087 – Introduction to the Merative Cúram Platform 8.X: Functional Overview	13
CUR088 – Fundamentals of the Merative Cúram Platform for Business Analysts 8.X	14
CUR097 – Merative Cúram Development Environment 8.X for BAs: Sandbox	15
DL41001G – IBM Cúram SPM on Kubernetes for Business Consultants	16
CUR084 – Cúram Solution for Child Welfare: Overview	17
CUR085 – Cúram Solution for Child Welfare: Modules	18
CUR089 – Merative Cúram 8.X Technical Overview	19
CUR090 – Merative Cúram for Developers (ADE) 8.X	20
CUR091 – Merative Cúram for Developers (Customization) 8.X	21
CUR092 – Merative Cúram Development Environment 8.X: Sandbox	22
9D52G – IBM Cúram Workflow for Developers	23
9D54G – IBM Cúram SPM Universal Access for Developers	24
CUR068 (9D68G) – Merative Cúram – Developing REST APIs	25
CUR079 (9D79G) – IBM SPM Design System for Designers	26
CUR080 (9D80G) – IBM SPM Design System for Developers	27
CUR081 (9D81G) – IBM Universal Access for Developers (Responsive Web Application)	28
CUR082 (9D82G) – IBM Cúram SPM Intelligent Evidence Gathering (IEG) for Developers	29
CUR099 – Merative Cúram Express Rules for Developers V8.X	30
CUR062 – Merative Cúram Batch Processing for Developers	31
CUR086 – Merative Cúram on Kubernetes for Developers	32

Business Paths

Business Analyst V8.X (Certified)



Cúram Functional User V8.X (Non-Certified)

Introduction to the Merative Cúram Platform 8.X: Functional Overview

CUR0875 hours


Cúram Development Environment 8.X for BAs: Sandbox

CUR09750 hours

Notes:

The Sandbox is intended for people who want extra time to explore the functionality of the Cúram V8.X application.

Social Program Management Success Stories

1 hour

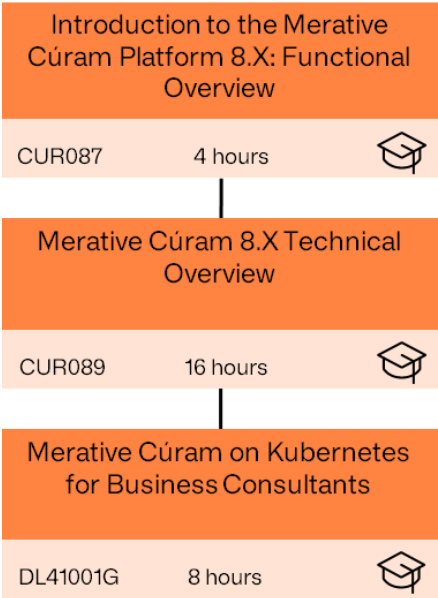
Introduction to Cúram Solution for Child Welfare



Technical Paths

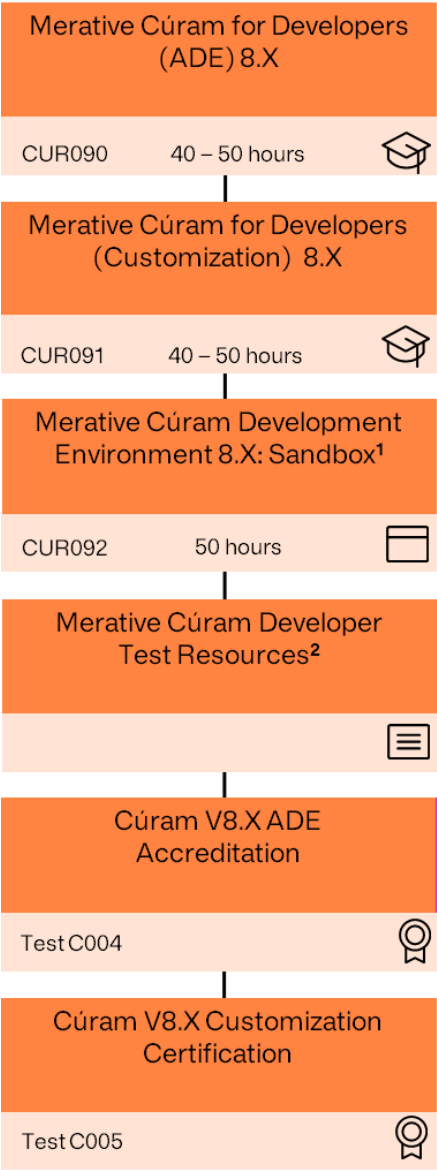
Technical Fundamentals V8.X

The first two courses are recommended for all technical roles.



V8.X Developer Certification

The first two courses are recommended for all developers on customer projects. The remaining elements are for people who want to take a certification test.



Note:

Learners can navigate this path in several ways depending on whether they require Accreditation and Certification or just Accreditation; and how they will divide the preparation time, for example:

- Complete CUR090, prepare and take the Accreditation test.
- Complete CUR090 and CUR091. Prepare and take the Accreditation test, then prepare and take the Certification test.
- Complete CUR090 and CUR091. Prepare for both tests. Take the Accreditation test followed soon after by the Certification test.

Notes:

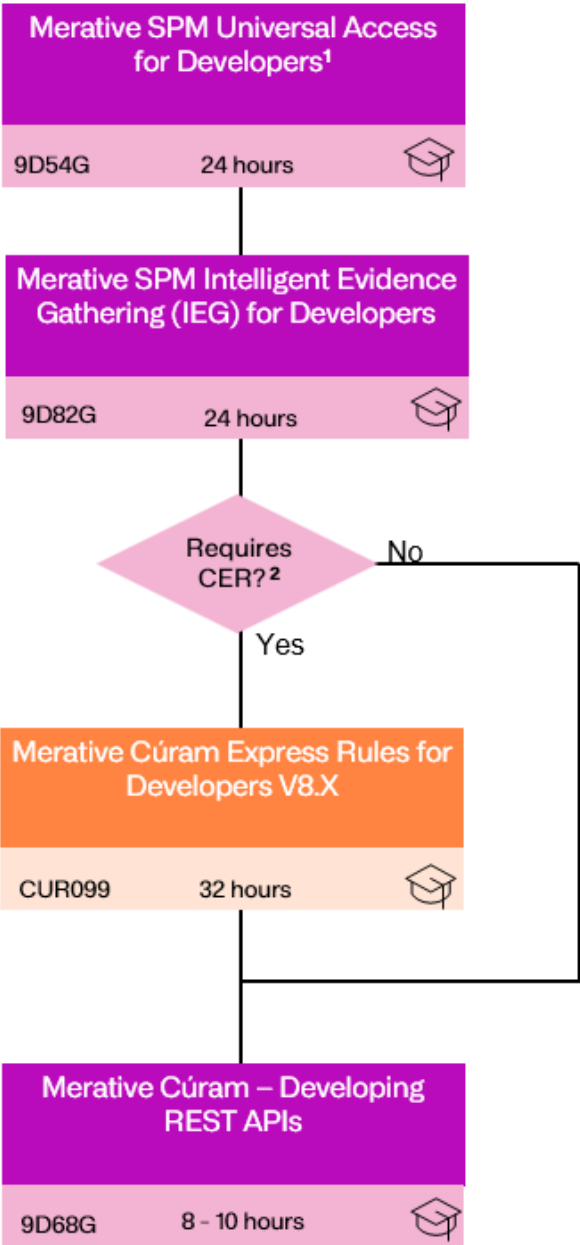
1. The sandbox will provide the CUR090/CUR091 environment, where candidates can practice development and customization for up to 50 hours.
2. The following resources are provided for each test:
 - Example questions.
 - Mini projects to practice hands-on tasks.
 - Tips and advice.
 - A full practice test.

Note:

Candidates must pass the Accreditation test and the Certification test to be deemed Cúram Certified Developers.

Specialized Developer – Universal Access (Backend)

The SPM Intelligent Evidence Gathering course is useful for other areas besides Universal Access.

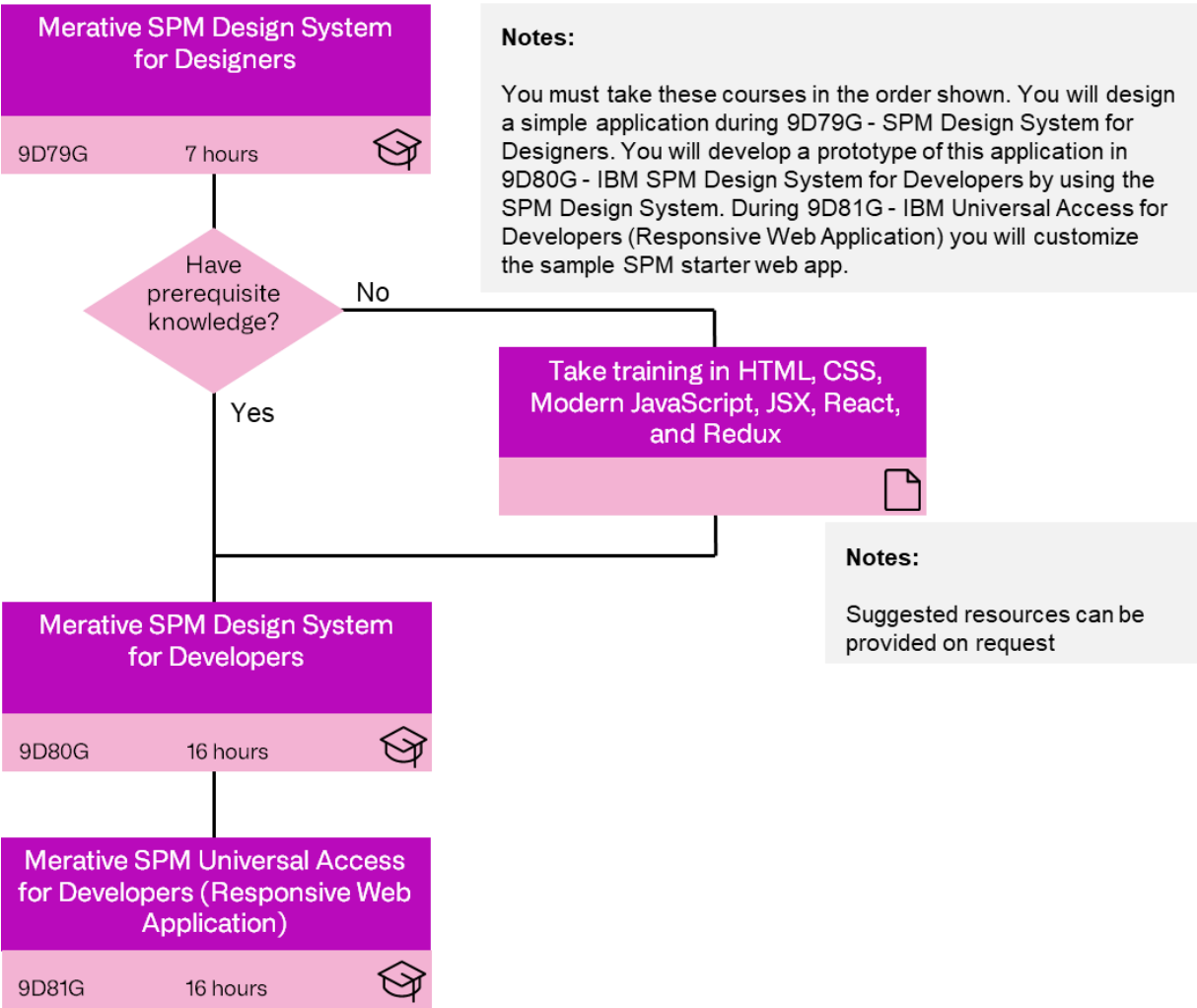


Notes:

- Parts of course 9D54G will make more sense if learners take IEG (9D82G) and CER (CUR099) first. However, 9D54G was developed before the responsive front-end. Therefore, it would be best to take 9D54G first, followed by 9D82G and then take the front-end training. Learners can take CER and REST APIs training at any stage.
1. 9D54G was last updated for V6, which used the Classical front-end. However, the backend core concepts, and configuration is the same. Therefore, it is worth taking this course or simply using the PDF as a reference. See the abstract for detailed guidance.
 2. Some projects have developers who specializes in CER rules. Therefore, not all UA developers need to be able to develop CER rules.

Configuring and Customizing Universal Access (Front End)

The courses build on each other, so must be taken in the order below.



Other Specialized Paths

Includes additional courses and courses that were shown as part of a course path above, but which can be taken standalone.

Rules

Merative Cúram Express Rules for Developers V8.X


CUR09932 hours

Notes:

Learners should complete Merative Cúram for Developers (ADE) and Merative Cúram for Developers (Customization) before taking CER Rules training.

Workflow

Merative SPM Workflow for Developers


9D52G40 hours

Notes:

Learners should complete Merative Cúram for Developers (ADE) and Merative Cúram for Developers (Customization) before taking Workflow training.


REST APIs

Merative Cúram – Developing REST APIs

9D68G8 – 10 hours

Batch Processing

Merative Cúram Batch Processing for Developers

CUR0622 hours

Notes:

Learners should complete Merative Cúram for Developers (ADE) before taking this course.

SPM on Kubernetes

Merative SPM on Kubernetes for
Business Consultants

DL41001G

8 hours



Merative SPM on Kubernetes for
Developers

CUR086

16 hours



Notes:

The time suggested for SPM on Kubernetes for Developers does not include the time to complete the additional courses that are recommended in the training.

IEG

Merative SPM Intelligent Evidence
Gathering (IEG) for Developers

9D82G

24 hours



Courses

CUR087 – Introduction to the Merative Cúram Platform 8.X: Functional Overview

Duration: 5 hours approximately

Course Description: This self-paced course introduces learners to the way Cúram facilitates the delivery of social programs and services by the responsible organizations, which is the industry segment that Cúram targets. Cúram offers products that organizations need to provide government-funded social, health, and other services to citizens. The course provides a high-level summary of the Cúram Platform and the Cúram Application Modules. The course explains the Cúram Platform and Application Modules by describing their respective functions in the context of the citizen and social services organization needs that they address. This web-based course has no virtual lab associated with it..

Audience: This course is intended primarily for Business Analysts who will work on Merative Cúram implementation projects. The course is also useful for anyone who needs a general overview of the features and functionality of the Cúram Platform V8.X, including testers, project managers, and product administrators.

Prerequisites: Learners should have a working knowledge of health and human services programs and experience of typical business analysis activities related to system implementations.

Objectives:

- Describe the Cúram approach to managing and delivering social programs and services.
- Describe the participant management and case management functionality that the Cúram Platform provides.
- Describe the financial management functionality that the Cúram Platform provides.
- Identify the different components of Cúram Workflow and outline their roles.
- Provide an overview of how communications are handled in Cúram.
- List and describe the following Cúram Application Modules:
 - Cúram Appeals
 - Cúram Business Intelligence and Analytics
 - Cúram Child Welfare
 - Cúram Evidence Broker
 - Cúram Income Support
 - Cúram Income Support for Medical Assistance
 - Cúram Outcome Management
 - Cúram Provider Management
 - Cúram Social Enterprise Collaboration
 - Cúram Universal Access
 - Cúram Verification Engine.

CUR088 – Fundamentals of the Merative Cúram Platform for Business Analysts 8.X

Duration: 40 hours approximately

Course Description: This self-paced course introduces the fundamentals of the Merative Cúram Platform. It introduces the key components of Cúram, namely, Universal Access, User Interface, Participant Management, Case Management, Evidence Framework, Financial Management, Administration, Verification Engine, Evidence Broker, Provider Management, Outcome Management, Rules Management, and Workflow Management.

The course discusses out-of-the-box Cúram functionality and illustrates how it can be implemented by Social Services organizations and related agencies. This course is designed to familiarize learners with the main components of Cúram 8.X and explain how they fit together to support organizational processes.

Audience: This course is intended primarily for Business Analysts (BAs) who work on Cúram implementation projects. The course is also useful for anyone who needs an overview of the features and functionality of the Merative Cúram Platform 8.X, including testers, project managers, and administrators. In general, the contents of the course are relevant to a wider audience than BAs and will help members of that wider audience to collaborate effectively on Cúram implementation projects.

Prerequisites: Learners should have a working knowledge of health and human services programs and experience of typical business analysis activities related to system implementations.

Objectives:

- Identify the main functional components of the Cúram Platform V8.X.
- Describe participant, case, administration, and workflow management.
- Explain how rules and evidence are defined and used.
- Describe financial processing and outcome management.
- Describe how evidence verification and brokerage are handled.
- Provide an overview of Cúram Universal Access.
- Identify and describe Cúram Modules.
- Navigate components that are ready for immediate use in Cúram, as well as use its basic functionality.

CUR097 – Merative Cúram Development Environment 8.X for BAs: Sandbox

Duration: 50 hours

Course Description: This Sandbox provides learners with on-demand access to the Merative Cúram Platform V8.X development environment. Learners use this environment to complete the hands-on exercises that are part of the Fundamentals of the Merative Cúram Platform for Business Analysts 8.X course (CUR088). The Sandbox enables students to explore some of the functionality and features covered by the course. The Sandbox is also useful for people who are preparing for the Cúram V8.X BA Certification Test (C003).

Audience: This course is intended primarily for Cúram Business Analysts and other functional/admin personnel who need to use and familiarize themselves with the Merative Cúram SPM Platform V8.X.

Prerequisites: Before accessing this Sandbox, learners should have completed Fundamentals of the Merative Cúram Platform for Business Analysts 8.X (CUR088), or a previous version of the Cúram Business Analyst fundamentals course.

Objectives:

After completing the course, learners should be able to:

- Launch the Cúram 8.X application and log in as different Cúram user types.
- Perform the standard tasks associated with the main functional areas of the Cúram Platform.

DL41001G – IBM Cúram SPM on Kubernetes for Business Consultants

Duration: 8 hours

Course description: This course explains the essential terminology, concepts, and business benefits of cloud, DevOps, and containerization technologies, including Docker, Kubernetes, and Helm. After introducing these concepts, the course focuses on the SPM on Kubernetes solution and its benefits. These topics are technical in nature and therefore require a technical explanation. However, the topics are explained at a high-level, and you do not require previous technical knowledge to understand them.

Audience: This course is intended primarily for business consultants and developers.

Prerequisites: None

Objectives:

After completing the course, learners should be able to:

- Define key cloud terms and concepts.
- Briefly describe the cloud service models and deployment models.
- Distinguish between monolithic solutions, virtual machines, containerized solutions, and microservices.
- Outline the continuous integration/continuous delivery (CI/CD) process and where it fits into DevOps.
- Briefly describe the SPM Kubernetes offering.
- List the business benefits of deploying SPM on containers by using Kubernetes.
- Summarize the importance of non-functional requirements, such as security and elasticity, for containerized and cloud solutions.

CUR084 – Cúram Solution for Child Welfare: Overview

Duration: 3 hours

Course description: This course provides an overview of the Cúram Solution for Child Welfare, which is a Merative product that is designed for organizations that provide child welfare services. The course also covers two of the six modules that the Solution contains, namely, Intake and Investigation.

Audience: This course is intended primarily for Child Welfare professionals who need to understand the features and functionality of the Cúram Solution for Child Welfare. It is also aimed at anyone who needs an introduction to the Cúram Solution for Child Welfare.

Prerequisites: There are no prerequisites for this course, as it is designed to introduce you to the Cúram Solution for Child Welfare.

Objectives:

After completing the course, learners should be able to:

- Describe the purpose of the Cúram Solution for Child Welfare and recognize the important features of the modular approach.
- Explain the functional interoperations between the following Cúram Child Welfare modules: Intake, Investigation, Case Management, Collaboration, Legal, and Resource Management.
- Recognize the important features of the Cúram Solution for Child Welfare and describe the child welfare caseworker-support features that the solution provides.
- Describe the intake, investigation, case management, legal, and resource management processes.

CUR085 – Cúram Solution for Child Welfare: Modules

Duration: 3 hours

Course description: This course describes the features and functionality of 4 modules in the Cúram Child Welfare Solution, namely, Case Management, Legal, Collaboration, and Resource Management.

Audience: This course is intended primarily for Child Welfare professionals who need to understand the features and functionality of the Case Management, Legal, Collaboration, and Resource Management modules of the Cúram Solution for Child Welfare.

Prerequisites: There are no prerequisites for this course, as it is designed to introduce you to the Cúram Solution for Child Welfare.

Objectives:

After completing the course, learners should be able to:

- How the Case Management module enables organizations to manage operational and logistical case activities, such as contacts with clients and providers, legal activities, and placement management.
- The main features of the Legal module, namely Legal Actions, Directives and Actions, and Legal Status.
- How The Collaboration module facilitates an outcome-focused approach through assessments and comprehensive outcome planning and evaluation.
- The Resource Management module toolset, which enables organizations to manage the details of affiliated service providers and the services that they provide on behalf of child welfare agencies.

CUR089 – Merative Cúram 8.X Technical Overview

Duration: 16 hours

Course description: Cúram provides a feature-rich development environment that allows organizations to implement solutions for health and human services organizations. A good understanding of the Cúram development environment, its technologies, and associated concepts is essential for all technical roles involved with Cúram. In addition, knowledge of the Cúram development environment provides learners with a foundation for specific Cúram technical training. This course describes the technologies that provide the business features for end-to-end case handling. It also describes considerations when implementing solutions, from understanding out-of-the-box artifacts to configuration, customization, deployment, and support. Learners will explore end-user features during the exercises before investigating the technologies that provide these features. In this way, learners develop an end-to-end view of how the product is used and will be able to relate the underlying technologies to the business features.

Many of the topics introduced in this course are expanded in the specific Developer courses, such as ADE, Rules, and Workflow courses. However, this course also covers additional topics that are not covered in the other developer courses.

Audience: This introduction-level course is aimed at anyone who requires a technical overview of Curam, including developers, architects, project executives, database administrators, testers, system administrators (technical), and other technical personnel. Business Analysts may also find this course useful.

Prerequisites: Learners must have a basic understanding of n-tier application development and associated architectures, including web development technologies. It is recommended that learners complete the following short (and free) functional course before taking this course:

- *Introduction to Merative Cúram Platform 8.X: Functional Overview (CUR087).*

Objectives:

After completing the course, learners should be able to:

- Define the Cúram modules and Platform components.
- Briefly describe the runtime architecture.
- Outline the technologies that support systems of engagement and the benefit delivery lifecycle.
- Describe the underlying business and technical services.
- List the features of the Cúram Application Development Environment (ADE).
- Describe how organizations configure and customize Cúram.
- List considerations for test, migration, and deployment.
- Outline the release, upgrade, and support processes.
- Access information about the product and product training.

CUR090 – Merative Cúram for Developers (ADE) 8.X

Duration: 40 – 50 hours

Course description: A practical grasp of the Cúram Application Development Environment (ADE) is essential for teams wishing to build Cúram-compliant solutions that provide high-quality citizen services. This course provides a solid grounding in the Cúram model-driven development approach and ADE. It presents an architectural overview of the Cúram application and introduces ADE features and tools for modeling, coding, building, and troubleshooting applications. During the course, learners will design and implement a simple end-to-end application using many ADE client and server features in a V8 lab environment.

Audience: This course is intended primarily for developers and technical architects who will work on Cúram implementation projects. The course is also useful for anyone who needs a technical understanding of the Merative Cúram ADE 8.X, including testers and support engineers.

Prerequisites: Learners should have a working knowledge of object-oriented concepts, Java, XML, SQL, and n-tier enterprise applications. The following courses are recommended to gain a broad functional and technical view of Cúram:

- *Introduction to the Merative Cúram Platform 8.X: Functional Overview (CUR087)*
- *Merative Cúram 8.X Technical Overview (CUR089)*

Objectives:

After completing the course, learners should be able to:

- Use features and tools in the Cúram ADE for the following tasks:
 - Modeling classes and relationships.
 - Implementing server-side features.
 - Creating client pages and navigation.
- Implement simple, end-to-end solutions using the Cúram model-driven development approach and development tools.
- Access and interpret developer guidelines contained in the Cúram product documentation.

CUR091 – Merative Cúram for Developers (Customization) 8.X

Duration: 40 – 50 hours

Course description: Teams building Cúram solutions for customers must be able to analyze and customize out-of-the-box (OOTB) solutions. The first part of the course describes the approach that Cúram uses for customizing OOTB applications compliantly. The main part of the course describes how to customize client and server artifacts, including source code and non-source code artifacts. The final part of the course outlines how SOAP and RESTful web services are used to integrate with external applications and how custom features can be implemented using events, deferred processes, and batch processes. In addition, the course outlines the approaches for localizing, supporting, and upgrading Cúram. During the course, learners will perform impact analysis on OOTB applications and implement compliant customizations in a V8 lab environment.

Audience: This course is intended primarily for developers and technical architects who will work on Cúram implementation projects. The course is also useful for anyone who needs a technical understanding of Cúram ADE 8.X, including testers and support engineers.

Prerequisites: Before taking this course, learners must have completed the following course:

- *Merative Cúram for Developers (ADE) 8.X (CUR090).*

Objectives:

After completing the course, learners should be able to:

- Describe the approaches for customizing Cúram artifacts.
- Perform impact analysis to determine the changes required for customizations.
- Customize out-of-the-box artifacts compliantly:
 - Client artifacts.
 - Non-source code server artifacts.
 - Modeled application classes.
 - Non-modeled application classes.
- Describe additional features for customizing Cúram:
 - SOAP and RESTful web services for real-time integration.
 - Events, deferred processes, and batch jobs.
 - Localization.
- Briefly outline the installation, upgrade, and support processes.

CUR092– Merative Cúram Development Environment 8.X: Sandbox

Duration: 50 hours

Course description: This 'course' provides a remote lab containing the Cúram application development environment (ADE) and sample projects. The lab is the same environment that is used in the *Merative Cúram for Developers (ADE) 8.X (CUR090)* and *Merative Cúram for Developers (Customization) 8.X (CUR091)* courses. The sandbox environment includes a lightweight Cúram development installation, the Course Workshop, and the standard Cúram development installation. The Course Workshop allows you to experiment with development features quickly and safely.

Audience: This remote lab is aimed at developers and technical architects. It is particularly useful for those preparing for Cúram Developer V8.X – Accreditation and Certification and who need more lab time, or for anyone who wants to try out the development features of Cúram 8.X. Learners have access to the sandbox for 50 hours of actual usage over 180 days.

Prerequisites: Before taking this course, learners must have completed the following course:

- *Merative Cúram for Developers (ADE) 8.X (CUR090)* and
- *Merative Cúram for Developers (Customization) 8.X (CUR091)*, or
- Any previous version of the Cúram developer courses.

Objectives:

Using this environment, learners should be able to do the following:

- Try out features of the Cúram ADE to create simple end-to-end solutions by using the Course Workshop.
- Implement solutions for exercises from the Cúram for Developers courses.
- Implement solutions for the certification preparation case studies.
- Customize out-of-the-box applications compliantly by using the standard Cúram development installation.
- Perform gap analysis within Cúram to determine the changes required for customizations.
- Prepare for Cúram V8.X, Application Development certification.

9D52G – IBM Cúram Workflow for Developers

Duration: 40 hours

Course description: This course provides you with a technical understanding of developing Cúram workflows. Workflow supports the automation of business processes and allows work to be routed among individuals, departments, and the automated parts of the system. Merative Cúram Social Program Management (SPM) applications provide workflow process definitions to support a range of business processes that bring efficiency benefits to organizations. This course describes how to design and implement workflow process definitions. At the end of the course, you will design and implement a workflow for a business process.

Audience: This intermediate course is aimed at developers and technical architects.

Prerequisites: You should have completed Cúram developer fundamentals training:

- *Merative Cúram for Developers (ADE) 8.X (CUR090)*, and
- *Merative Cúram for Developers (Customization) 8.X (CUR091)*, or
- any previous version of these courses.

Objectives:

After completing the course, learners should be able to:

- Use the PDT to create and manage process definitions.
- Define Workflow Data Objects (WDO) and data mappings.
- Configure flow control features.
- Enact workflow process instances.
- Configure manual activities.
- Configure decision activities and notifications.
- Implement a work allocation strategy to allocate tasks.
- Troubleshoot workflow design and implementation issues.
- Customize a Cúram application workflow.

Note: Limited Availability. Please contact Cúram Education for details.

9D54G – IBM Cúram SPM Universal Access for Developers

Duration: 32 hours

Course description: Cúram SPM Universal Access enables citizens to determine suitable services and programs, apply for programs, and manage their interactions with agencies via citizen accounts. This course describes how to configure and customize SPM Universal Access features for agencies. During the course, students will design and implement a simple end-to-end application that allows citizens to perform Triage, Screening, multi-program application, and submit Life Events.

Audience: This intermediate course is aimed at developers and technical architects.

Prerequisites: You should have completed IBM Cúram technical fundamentals training:

- *IBM Cúram SPM for Developers (ADE) 7.X (9D73G), and*
- *IBM Cúram SPM for Developers (Customization) 7.X (9D74G)*

Objectives:

After completing the course, learners should be able to:

- Use SPM Universal Access client features.
- Configure Triage and Screening.
- Configure multi-program Application and Intake.
- Map application data to entities and PDF forms.
- Configure Citizen Account.
- Configure Life Events.
- Configure Motivations.
- Configure the look and feel of SPM Universal Access
- Outline the security features of SPM Universal Access.
- Customize SPM Universal Access features and provided artifacts compliantly.
- Troubleshoot configuration issues.

Note: This course was last updated for SPM V6, which used the Classical front-end for Universal Access. The Responsive Web App front end was released during SPM V7. However, the backend core concepts, and configuration is the same. Parts of the course can be omitted if you are working with the Responsive Web App.

Note: This course is being replaced by the Citizen Engagement courses (CUR079, CUR080, and CUR081) and a new Universal Access V8 server-side course.

CUR068 (9D68G) – Merative Cúram – Developing REST APIs

Duration: 8 - 10 hours

Course description: This course provides students with a technical understanding of developing REST APIs for Cúram Social Program Management (SPM). Cúram provides REST APIs to enable mobile applications for citizens and care workers to access Cúram services remotely. In addition, REST APIs are used by Merative Cúram Child Welfare. SPM provides REST APIs and an infrastructure to create custom REST APIs to allow mobile and other applications access Cúram resources. This course describes how to develop REST APIs for Cúram by using recommended practices. During the course, students will design and implement a simple REST API.

Audience: This intermediate course is aimed at developers and technical architects.

Prerequisites: You must have completed any version of the first developer course:

- *Merative Cúram for Developers (ADE) 8.X (CUR090)*, or any previous version of this course.

Objectives:

- Describe where REST APIs are used in Cúram.
- Access out-of-the-box REST APIs
- Design, model, implement, and test a REST API
- Add error handling to a REST API
- List references and resources for developing REST APIs.

CUR079 (9D79G) – IBM SPM Design System for Designers

Duration: 7 hours

Course description: The course explains the importance of design in the development of usable web apps and digital services. It also places the importance of design in the context of governments in Canada, the U.K., and U.S. setting up national web design systems. The course also introduces the IBM Design Thinking framework and the Merative SPM Web Design System.

Audience: This course is intended for a mixed audience including business analysts (BA), Developers, and Graphic Designers who will work on SPM implementation projects that use the IBM SPM Web Design System. For BAs who find themselves tasked with design work, it will provide the background information that they need on design and how essential it is to application development. For Developers, it introduces them to basic design concepts and IBM Design Thinking. Graphic Designers will also benefit from an introduction to IBM Design Thinking and the structure and contents of the IBM SPM Web Design System.

Prerequisites: Basic Knowledge of IBM Design Thinking (Recommended).

Objectives:

After completing the course, learners will be able to:

- Explain the purpose of government web design systems.
- State general design guidelines, including accessibility and theming.
- Provide an overview of IBM Design Thinking.
- Identify the components in the Social Program Management (SPM) Design System.
- Interpret guidelines for using SPM Web Design System components.

CUR080 (9D80G) – IBM SPM Design System for Developers

Duration: 16 hours

Course description: The SPM Design System is built specifically to help create government web applications to the highest usability and accessibility standards. The Design System includes best practices, design principles, imagery, and brand style. Developers need a practical understanding of the SPM Design System so that they can develop high-quality web applications for citizens and other users. During the course, learners will install the SPM Design System, set up the development environment, develop pages by using Design System components, integrate with the Cúram SPM server, and test their pages. At the beginning of the course, learners will review the main third-party technologies that are used during the course. At the end of the course learners will implement a prototype solution for the user experience they sketched in the pre-requisite course: *Merative SPM Design System for Designers* (9D79G).

Audience: This course is intended primarily for developers and technical architects who will work on Cúram implementation projects that use the SPM Design System. This course is also useful for testers and support staff who will work with the SPM Design System.

Prerequisites: Learners must complete the following course before taking this course:

- *IBM SPM Design System for Designers* (9D79G)

In addition, learners must have some experience of using the following technologies:

- HTML, CSS, JavaScript (ES6)
- JSX and React

Contact Merative education for recommended resources to help build this knowledge.

Objectives:

After completing the course, learners will be able to:

- Describe the purpose of the web app development technologies and tools that are used on the course.
- Outline the technical foundation of the IBM SPM Design System.
- Install the Design System and configure the development tools.
- Implement pages using Design System components.
- Configure the theme and style of pages.
- Use a JSON server to simulate server interactions via a REST API.
- Access a REST API on a Cúram Server.
- Write simple unit tests for a component.
- Troubleshoot page errors using the IDE debugger and browser tools.
- List considerations for adding custom and third-party components.
- List useful resources for front-end development.

CUR081 (9D81G) – IBM Universal Access for Developers (Responsive Web Application)

Duration: 16 hours

Course description: The UA Responsive Web Application allows citizens to access the functions of Universal Access on any device. The UA Responsive Web Application is built using the SPM Design System, the React JavaScript library, and Redux. Developers must understand the structure of the UA Responsive Web Application so that they can customize and extend it to produce high-quality citizen services. During the course, learners will install the web application, add custom pages, fetch data from the server, and manage custom state using Redux. In addition, developers will investigate the server configuration and REST APIs that are necessary to support the web application.

Audience: This course is intended primarily for developers and technical architects who will work on Cúram implementation projects that customize and extend the UA Responsive Web Application. This course is also useful for testers and support staff who will work with the UA Responsive Web Application.

Prerequisites: Learners must complete the following courses before taking this course:

- *IBM SPM Design System for Designers (9D79G)*
- *IBM SPM Design System for Developers (9D80G)*

In addition, learners must have some experience of using the following technologies:

- HTML, CSS, JavaScript (ES6)
- JSX and React
- Redux

Contact Merative education for recommended resources to help build this knowledge.

Objectives:

After completing the course, learners will be able to:

- Describe the purpose of Merative Cúram Universal Access.
- Outline the features of the Universal Access Responsive Web Application.
- Install the Universal Access Responsive Web Application.
- Customize and extend the starter web application.
- Mock REST APIs using the Mock Server.
- Implement state management using Redux.
- Describe how the web app fetches configuration and server data from the SPM server.
- Describe the approach for handling and reporting exceptions.
- Describe the support for creating localized applications.
- Outline the security features of the web app.

CUR082 (9D82G) – IBM Cúram SPM Intelligent Evidence Gathering (IEG) for Developers

Duration: 24 hours

Course description: Intelligent Evidence Gathering (IEG) is a Cúram technology that is used to create dynamic scripts. IEG is used by Cúram applications to gather data from internal workers and citizens who use fixed and mobile devices. This course describes how to develop IEG scripts and integrate these scripts into Cúram applications.

Audience: This course is intended primarily for developers and technical architects who will work on Cúram implementation projects. The course is also useful for anyone who needs a technical understanding of IEG.

Prerequisites: It is recommended that learners complete the following course before taking the IEG course:

- *Merative Cúram 8.X Technical Overview (CUR089)*

Objectives:

After completing the course, learners will be able to:

- Briefly describe the Cúram features that use IEG scripts.
- Define Datastore schemas.
- Create scripts consisting of flow control, relationships, and summary pages.
- Configure validation and custom functions.
- Configure features specific to the Java-based and React-based players.
- Configure Cúram Universal Access to run scripts.
- Customize out-of-the-box Datastore schemas and IEG scripts.
- Troubleshoot typical IEG scripting errors.
- Access reference information.

CUR099 – Merative Cúram Express Rules for Developers V8.X

Duration: 32 hours

Course description: This training course provides students with a technical understanding of developing Cúram Express Rules (CER) for Merative Cúram.

Gaining a practical understanding of a complex area of the Cúram product such as CER is vital for anyone seeking to implement the Eligibility & Entitlement (and Decision Details) Rules that Product Delivery cases rely on. It is also invaluable for those seeking to develop Screening and Evidence Validation in Cúram, where CER can play a significant role.

In this course, students will also learn about the CER language and toolset, all the while developing muscle memory through real-world exercises in a bespoke Cúram Lab Environment.

Audience: This course is intended primarily for developers and technical architects who will work on SPM implementation projects

Prerequisites: You should have completed Cúram technical fundamentals training:

- *Merative Cúram for Developers (ADE) 8.X (CUR090)*, and
- *Merative Cúram for Developers (Customization) 8.X (CUR090)*, or
- any previous version of these courses.

Objectives:

- Build Cúram Express RuleSets to determine Eligibility and Entitlement.
- Develop functioning RuleSets to display the Determination Results of the Eligibility and Entitlement Rules.
- Use Developer tools to configure, test, and debug rule sets.
- Access and interpret product guides for implementing CER rules.

CUR062 – Merative Cúram Batch Processing for Developers

Duration: 2 hours

Course description: The course provides an overview of batch processing in Cúram. It also describes how batch jobs are developed and how streaming and chunking architecture can be used to improve performance. Finally, the course describes how SPM batch processes use the DB-JMS to access application server functions.

Audience: This course is intended primarily for developers and technical architects who will work on Cúram implementation projects.

Prerequisites: It is recommended that learners complete the following course before taking the IEG course:

- *Merative Cúram for Developers (ADE) 8.X (CUR090)*, or any previous version of this course.

Objectives:

After completing the course, learners will be able to:

- Provide an overview of batch processing in Cúram.
- Outline how to manage and run batch jobs.
- Describe how to develop, configure, and run streamed batch jobs.
- Describe how Cúram batch processes use the DB-to-JMS mechanism to access application-server functionality.
- List references for Cúram batch processing.

CUR086 – Merative Cúram on Kubernetes for Developers

Duration: 16 hours

Course description: This course provides the essential knowledge and resources to help technical roles implement and manage Merative Cúram Social Program Management (SPM) deployments on Kubernetes. This course also guides you through the many resources to help you build your knowledge of cloud, continuous integration/continuous delivery (CI/CD), and containerization technologies.

The first section presents an overview of cloud, containerization technologies and CI/CD pipelines, which are prerequisites for the course. The next section provides a deeper knowledge of Docker, Kubernetes, and Helm, and how they can be used to deploy Cúram on Kubernetes. This section also dives deeper into CI/CD pipelines and the common tools that are employed in pipelines. The last section concentrates on developing and operating Cúram on Kubernetes

Audience: This is a technical course and is suited to learners with a technical background, such as developers, architects, DevOps engineers, and system administrators.

Prerequisites: None

Objectives:

After completing the course, learners will be able to:

- Describe the key cloud and containerization terms and concepts, including Docker, Kubernetes, and Helm
- Outline the DevOps approach to software development.
- Use common tools to implement a CI/CD pipeline.
- Configure containers for SPM images using Docker.
- Configure and manage Kubernetes clusters.
- Create and deploy Helm charts for SPM using best practices.
- Select best practices to help you manage and operate your SPM cloud solution.